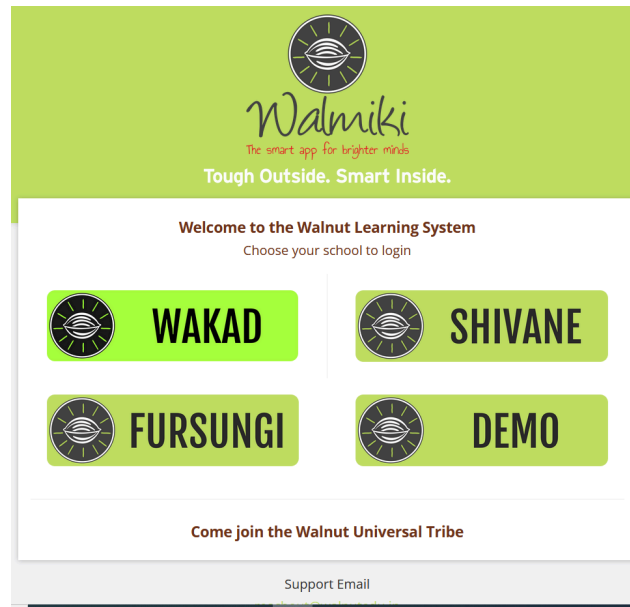
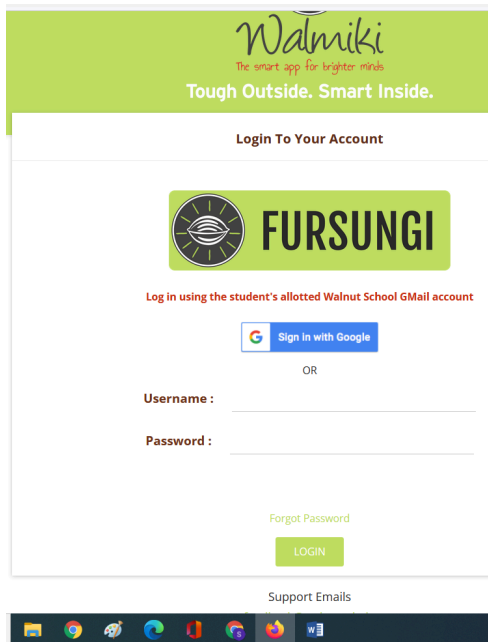


Logging in to Walmiki and attempting Quizzes

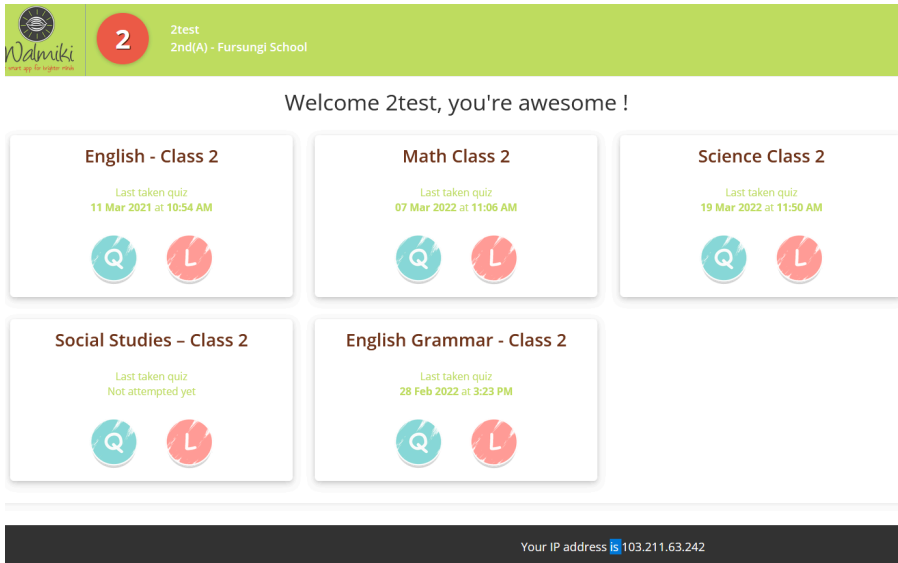
Select Branch to Login at Shivane/ Fursungi/ Wakad.



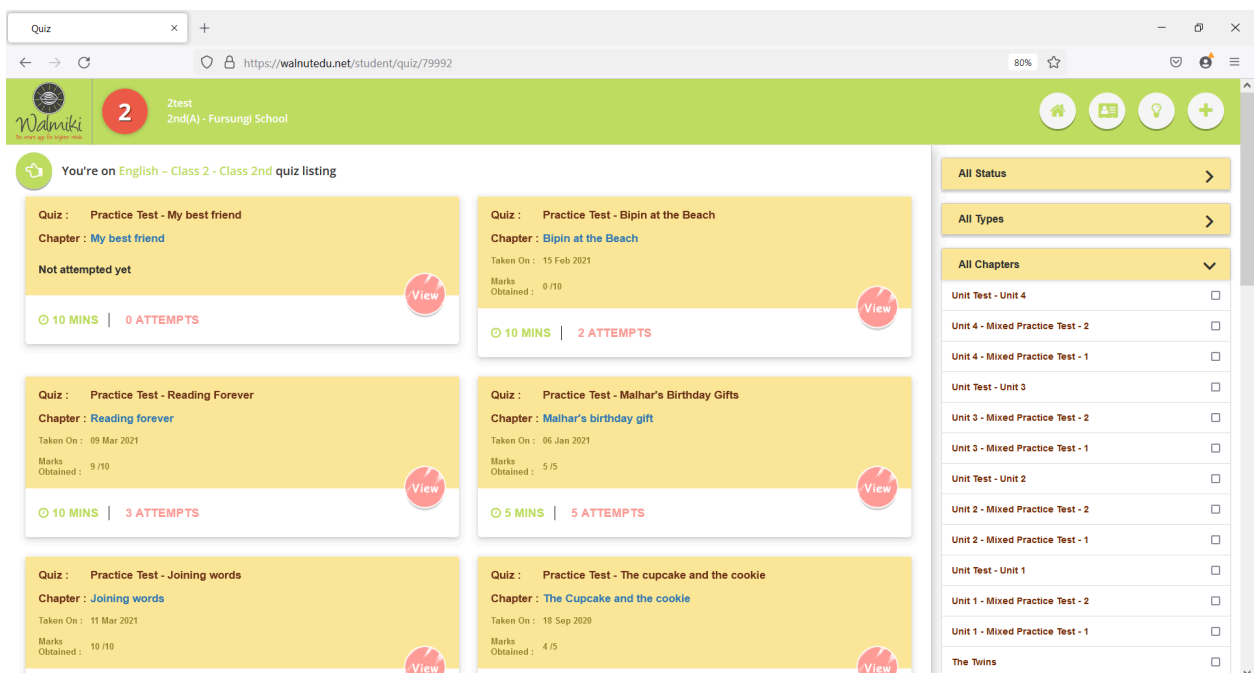
1. Type the
 - a. **Username:** (put the students reference number, e.g: GA01)
 - b. **Password:** <as per the mail sent to you>



2. On the Home page, you will see all the Core subjects your child has. Under each subject, you will see a Q (that stands for Quizzes) and L (that stands for the eLearning Lectures).



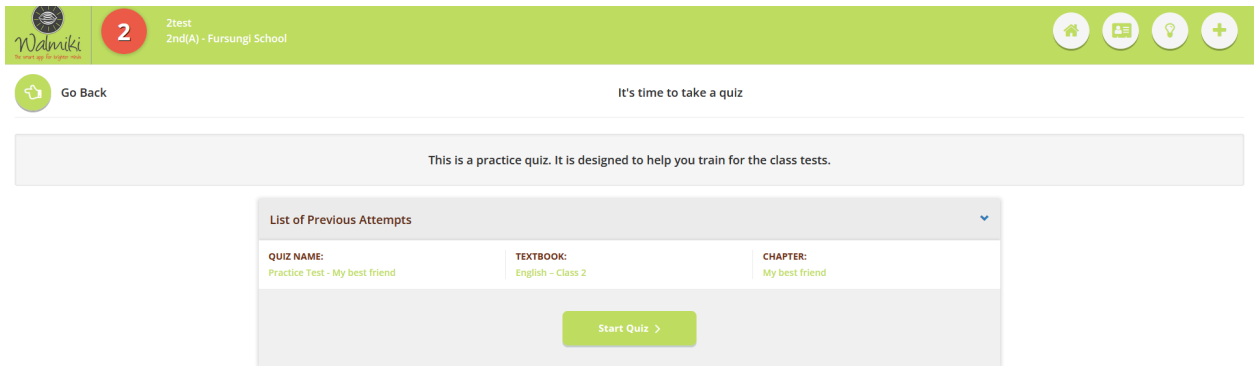
3. Clicking on the Q will give you access to the chapter - wise quizzes per subject. You can see the entire list on the right-hand side.



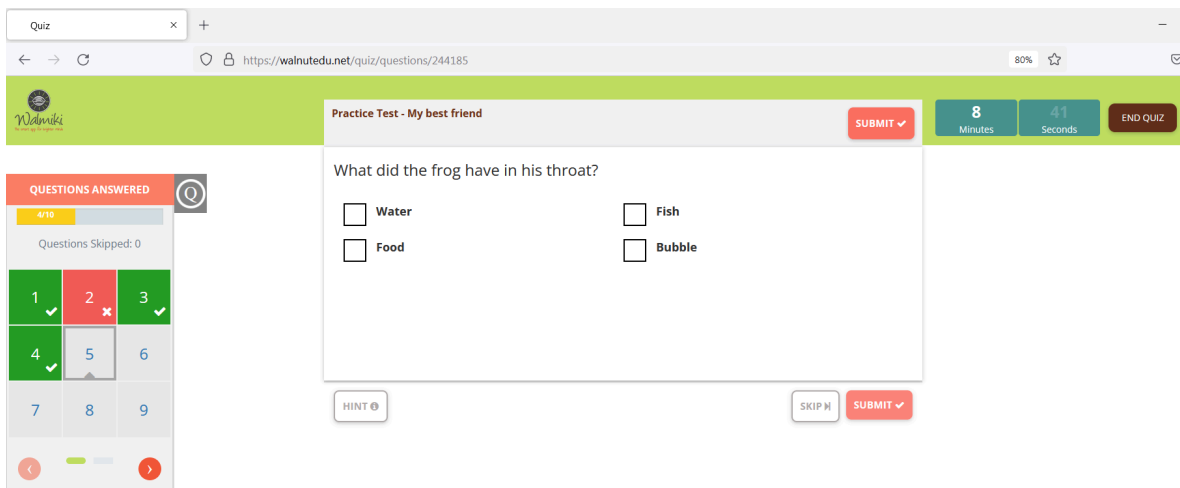
4. The Walmiki App provides the student access to a HUGE database of MCQs and descriptive questions, which can be used for regular revision at home. Each chapter has two sets of quizzes created on it : **REVISE** and **TEST**.
REVISE quizzes are for practice. Students can take these quizzes multiple times, where the question set is randomized for each attempt. This way, students can become thorough with the concepts.
TEST quizzes are the **TEST BYTES** that you can read about in the [exam circular](#). You can see these in the Upcoming Quizzes on the right hand side after you click on the subject. These are quizzes given as homework once each chapter is taught.

The marks of these quizzes are later collated and added to the quarterly formative assessments.

5. Click on the View button of the quiz you want your child to attempt.
6. Select “Start Quiz” to start attempting the quiz.





7. These tests are in the Multiple Choice Questions (MCQs) format and are timed. You can see the timer on the top right of the screen. Select the correct option and click on Submit. **This must be done after each question.** You will see whether the selected answer was right or wrong by looking at the left hand side of the screen. The question numbers will get highlighted accordingly.



8. Once all the questions in the quiz have been attempted, click on the End Quiz button. The summary of the quiz will be displayed on the screen. If it is a REVISE quiz, you can attempt the same quiz multiple times, so click on Try Again.
9. If you want to see a Replay of how the questions have been answered, click on the Replay button.

← → ↻ https://walmitedu.net/quiz/summary/244185 80%

 **2** 2test
2nd(A) - Fursungi School

 Go Back It's time to take a quiz

This is a practice quiz. It is designed to help you train for the class tests.


List of Previous Attempts ▼

QUIZ NAME: Practice Test - My best friend	TEXTBOOK: English - Class 2	CHAPTER: My best friend
NO. OF QUESTIONS: 10	DURATION: 10 MINS	MARKS: 10
YOU ATTEMPTED: 10	COMPLETED IN: 03:26	YOU SCORED: 9

⏮️ Replay Try Again >

03:15:16 PM

Friends make you laugh. True or False?

Difficulty Level: Level 1 Comments 

✔
Marks: 1/1
Time Taken: 01:33
Duration 1mins

Please note : For the REVISE quizzes, the questions are generated randomly from our question bank. The more the number of attempts, the more the chances of getting exposed to different kinds of questions in the same chapter. So keep practising!